

ZOOM CLOUD MEETINGS – Navodila

Pripravi: ***Franc Žganjar***

Opomba: Vse slike v tekstu so narejene na napravi z Androidom.

1. Na mobilni telefon, tablico ali računalnik (če imaš kamero in mikrofoni) si namesti program **Zoom Cloud Meetings**:
 - a) za Android naprave:
<https://play.google.com/store/apps/details?id=us.zoom.videomeetings&hl=s>
 - b) za ostale naprave si poišči namestitveni program tukaj:
https://zoom.us/download#client_4meeting
2. Odpre program, ki si ga pravkar namestil, če se ni odprl samodejno. Sedaj se moraš registrirati. V ta namen klikni na Sign Up.

Start a Meeting

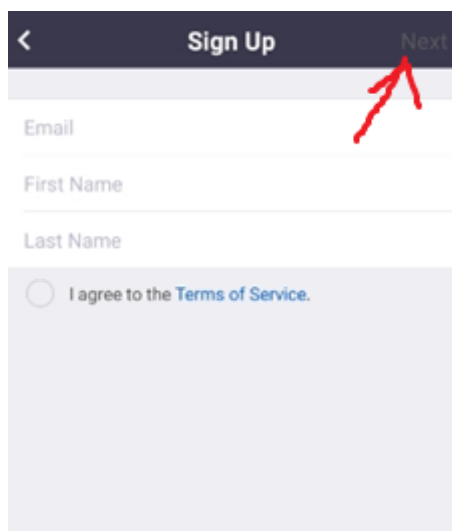
Start or join a video meeting on the go



Sign Up

Sign In

3. Vnesi podatke in zgoraj desno klikni Next.



Sign Up

Next

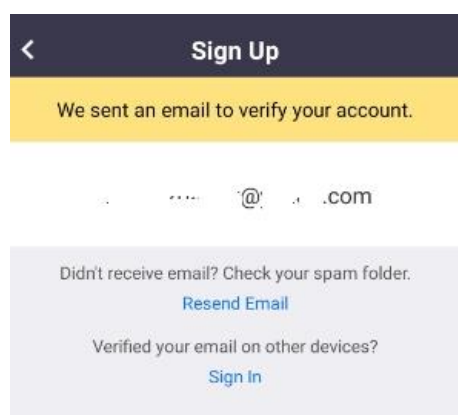
Email

First Name

Last Name

I agree to the [Terms of Service](#).

4. Če si vse pravilno naredil, se ti bo na ekranu izpisalo, da so ti na vpisani e-mail, poslali povezavo do potrditve registracije.



Sign Up

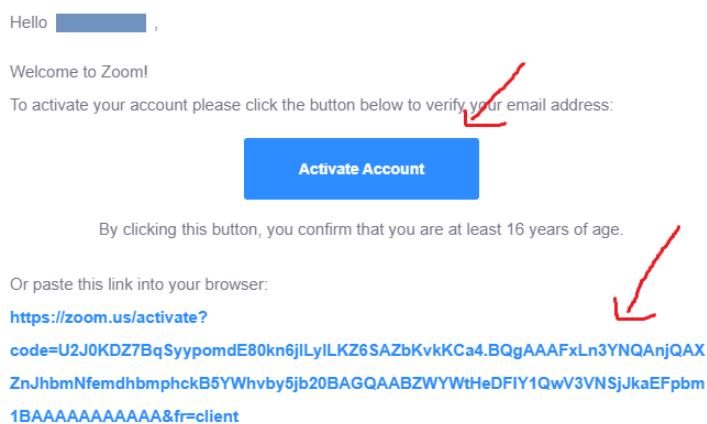
We sent an email to verify your account.

...@...com

Didn't receive email? Check your spam folder.
[Resend Email](#)

Verified your email on other devices?
[Sign In](#)

5. Pojdi v e-mail, odpri dobljeno sporočilo in klikni na eno izmed dveh ponujenih možnosti. Preusmerilo te bo na spletno stran, kjer boš dokončal registracijo.



Hello [redacted],

Welcome to Zoom!

To activate your account please click the button below to verify your email address:

[Activate Account](#)

By clicking this button, you confirm that you are at least 16 years of age.

Or paste this link into your browser:

[https://zoom.us/activate?
code=U2J0KDZ7BqSyypomdE80kn6jLLyILKZ6SAZbKvkKCa4.BQgAAAFxLn3YNQAnjQAX
ZnJhbmNfemdhbmphckB5YWVhby5jb20BAGQAABZWYwTHeDFIY1QwV3VNSjJkaEFpbm
1BAAAAAAAAAA&fr=client](https://zoom.us/activate?code=U2J0KDZ7BqSyypomdE80kn6jLLyILKZ6SAZbKvkKCa4.BQgAAAFxLn3YNQAnjQAXZnJhbmNfemdhbmphckB5YWVhby5jb20BAGQAABZWYwTHeDFIY1QwV3VNSjJkaEFpbm1BAAAAAAAAAA&fr=client)

6. Izpolni polje geslo (1), zatem izbrano geslo vnesi še enkrat (2) in nato klikni na Continue (3). Pazi, da bo geslo sestavljeno po navodilih, ki se ti prikažejo na ekranu!

zoom SOLUTIONS PLANS & PRICING CONTACT SALES JOIN A MEETING HOST A MEETING SIGN IN SIGN UP, IT'S FREE

Welcome to Zoom

Hi, Franc Zganjar. Your account has been successfully created. Please list your name and create a password to continue.

Password ← 1

Confirm Password ← 2

By signing up, I agree to the [Privacy Policy](#) and [Terms of Service](#).

← 3

7. Na naslednji strani, ki se ti pojavi, lahko izpolniš povabila za prijatelje ali pa klikneš na Skip this Step in ta korak preskočiš.

zoom SOLUTIONS PLANS & PRICING CONTACT SALES SCHEDULE A MEETING JOIN A MEETING HOST A MEETING

Invite Your Friends

Invite your colleagues to create their own free Zoom account today! [Why invite?](#)

Add another email

I'm not a robot

←

8. Klikni na Go To My Account.

zoom SOLUTIONS PLANS & PRICING CONTACT SALES SCHEDULE A MEETING JOIN A MEETING HOST A MEETING

Start your test meeting.

Excellent! Now it's time to start meeting.

Your personal meeting url:

←

Save time by scheduling your meetings directly from your calendar.

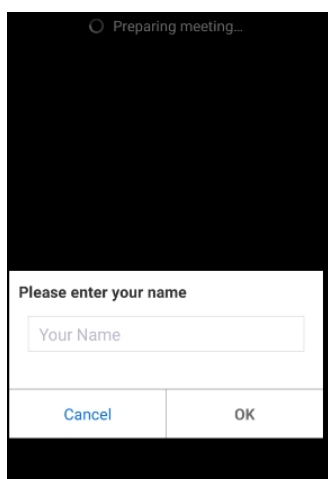
9. Tako, namestitev in registracija programa je končana. Sedaj pa potek komunikacije. Ta bo potekala na dva načina in sicer:

- **Za celoten razred ali skupino:** v spletni učilnici bom v v navodilih za delo, napisal povezavo in uro skupinskega klepeta.
- **Posamezni učenci:** Učenec mi piše na e-mail, da si želi pogovor in jaz mu zatem pošljem povezavo in uro klepeta.

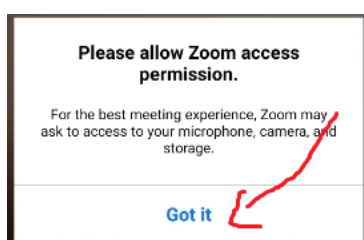
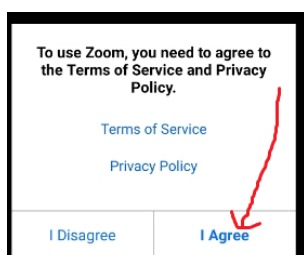
10. Povezava do klepeta izgleda približno tako: <https://us04web.zoom.us/j/4645536856>

11. Ko klikneš na to povezavo se ti bo na mobilniku/tablici/računalniku odprl program, ki si ga namestil.


a) Vpiši svoje ime.



b) V ostalih primerih klikni kot kažejo spodnje slike.



12. V pogovor se vključiš tako, da najprej vklopiš npr. zvok - klikneš na oblaček (1) in nato še sliko s klikom na ikono kamere (2). To je vse. Pogovor se prične.



13. Pogovor zapustiš s klikom na Leave.

